

The Planning Survey 22

The voice of the planning software user community

This is a specially produced summary
by BARC of the headline results for

OneStream





KPI results

15 top rankings
and
33 leading
positions

*in 4 different
peer groups.*

THE PLANNING
SURVEY 22



Recommendation

100%

of surveyed users say
they would **recommend***
OneStream.

** Based on the aggregate of
"Definitely" and "Probably".*

THE PLANNING
SURVEY 22



Problems

61%

of surveyed users
report **no significant
problems** in the use of
OneStream.*

** Compared to 43% for the average
planning tool.*

THE PLANNING
SURVEY 22



Vendor support

94%

of surveyed users rate
OneStream's **vendor
support as very good
or good.***

** Compared to 74% for the average
planning tool.*

THE PLANNING
SURVEY 22



Satisfaction

100%

of surveyed users
are **satisfied**
with OneStream.*

** Based on the aggregate of
"Very satisfied" and "Somewhat satisfied".*

THE PLANNING
SURVEY 22



Data Integration

93%

of surveyed users rate
OneStream's
**data integration as
very good or good**

** Compared to 77% for the average
planning tool.*

THE PLANNING
SURVEY 22



Peer Groups and KPIs

The KPIs

The Planning Survey 22 provides the reader with well-designed KPI dashboards packed with concise information, which can be absorbed at a glance. The KPIs all follow these simple rules:

- Only measures that have a clear good/bad trend are used as the basis for KPIs.
- KPIs may be based on one or more measures from The Planning Survey.
- Only products with samples of at least 15 - 30 (depending on the KPI) for each of the questions that feed into the KPI are included.
- For quantitative data, KPIs are converted to a scale of 1 to 10 (worst to best).
- A linear min-max transformation is applied, which preserves the order of, and the relative distance between, products' scores.

The terms 'top-ranked' and 'leader' are used in the chart titles. 'Top-ranked' indicates first position. 'Leader' usually denotes a position in the top 22-33% or (in peer groups of five vendors) the top 2 products listed in the chart.

Peer Group Classification

The Planning Survey 22 features a range of different types of planning, budgeting and forecasting products so we use peer groups to help identify competing products. The peer groups have been defined by BARC analysts using their experience and judgment, with segmentation based on the following key factors:

1. Focus – Is the product focused on and typically used for operational planning (e.g., sales & operations planning, HR planning, production planning, etc.), financial planning and consolidation or business intelligence and analytics?
2. Specialization – Is the vendor a performance management/planning specialist or a business software generalist, offering a broader portfolio of enterprise software for a variety of business requirements?
3. Usage scenario – Is the product typically used in midsize/departmental implementations or large/enterprise-wide implementations?
4. Global presence – Does the vendor have a global reach and offer its products worldwide?

OneStream features in the following peer groups:

- Financial Planning & Consolidation-Focused Product
- Performance Management Specialists
- Large/Enterprise-Wide Implementations
- Global Vendors

Peer Groups Overview

Operational Planning-Focused Products: Operational planning-focused products flexibly support a wide range of individual sub-plans, such as sales and operations planning, HR planning, production planning and many more. Often, these products offer predefined planning solutions designed for particular applications.

Financial Planning & Consolidation-Focused Products: Financial planning & consolidation-focused products are often standardized applications that support use cases such as financial planning (P&L, balance sheet, cash flow) and financial consolidation. Typically, these products offer built-in financial intelligence with predefined business rules for financial management.

BI & Analytics-Focused Products: Besides planning and performance management, BI and analytics-focused products also target use cases such as reporting, dashboarding, (ad hoc) analysis and advanced analytics.

Business Software Generalists: Business software generalists have a broad product portfolio including most (or all) types of enterprise software for a variety of business requirements (e.g., ERP).

Performance Management Specialists: Performance management specialists are software vendors who focus solely on performance management and/or planning. Often, they have just one product in their portfolio.

Midsize/Departmental Implementations: Products in this peer group are typically (but not exclusively) used in small and midsize scenarios and/or departmental implementations with a moderate number of users.

Large/Enterprise-Wide Implementations: Products in this peer group are typically (but not exclusively) used in large scenarios and/or enterprise-wide implementations with a large number of users.

Global Vendors: Global vendors have a truly global sales and marketing reach. They are present worldwide, and their products are used all around the world.



Peer Group
Global Vendors

1. Top-ranked in

- Vendor Support
- Forecasting
- Reporting/Analysis
- Competitive Win Rate

.....

Leader in

- Price to Value
- Product Satisfaction
- Data Integration
- Planning Content
- Workflow
- Simulation
- Financial Consolidation
- Functionality
- Flexibility
- Cloud Planning

Peer Group
Large/Enterprise-Wide Implementations

1. Top-ranked in

- Price to Value
- Vendor Support
- Data Integration
- Planning Content
- Forecasting
- Simulation
- Reporting/Analysis
- Functionality
- Competitive Win Rate

.....

Leader in

- Workflow
- Financial Consolidation
- Flexibility

Summary

With 15 top ranks and 33 leading positions across four different peer groups, OneStream once again achieves an outstanding set of results in this year's Planning Survey. Convincing ratings in numerous important KPIs help to consolidate its position as a market-leading CPM platform. Companies can benefit from using OneStream in terms of improved employee satisfaction, increased transparency of planning and improved integration of planning with reporting/analysis. Overall, these benefits lead to a better quality of planning results for many customers. All the OneStream users surveyed say they would "definitely" or "probably" recommend their planning product to other organizations – a great indicator of customer satisfaction.



Peer Group
Financial Planning &
Consolidation-Focused
Products

1. Top-ranked in

Vendor Support



Leader in

- Price to Value
- Recommendation
- Product Satisfaction
- Customer Satisfaction
- Data Integration
- Planning Content
- Workflow
- Forecasting
- Simulation
- Reporting/Analysis
- Financial Consolidation
- Functionality
- Flexibility
- Cloud Planning
- Competitive Win Rate

Peer Group
Performance
Management
Specialists

1. Top-ranked in

Workflow

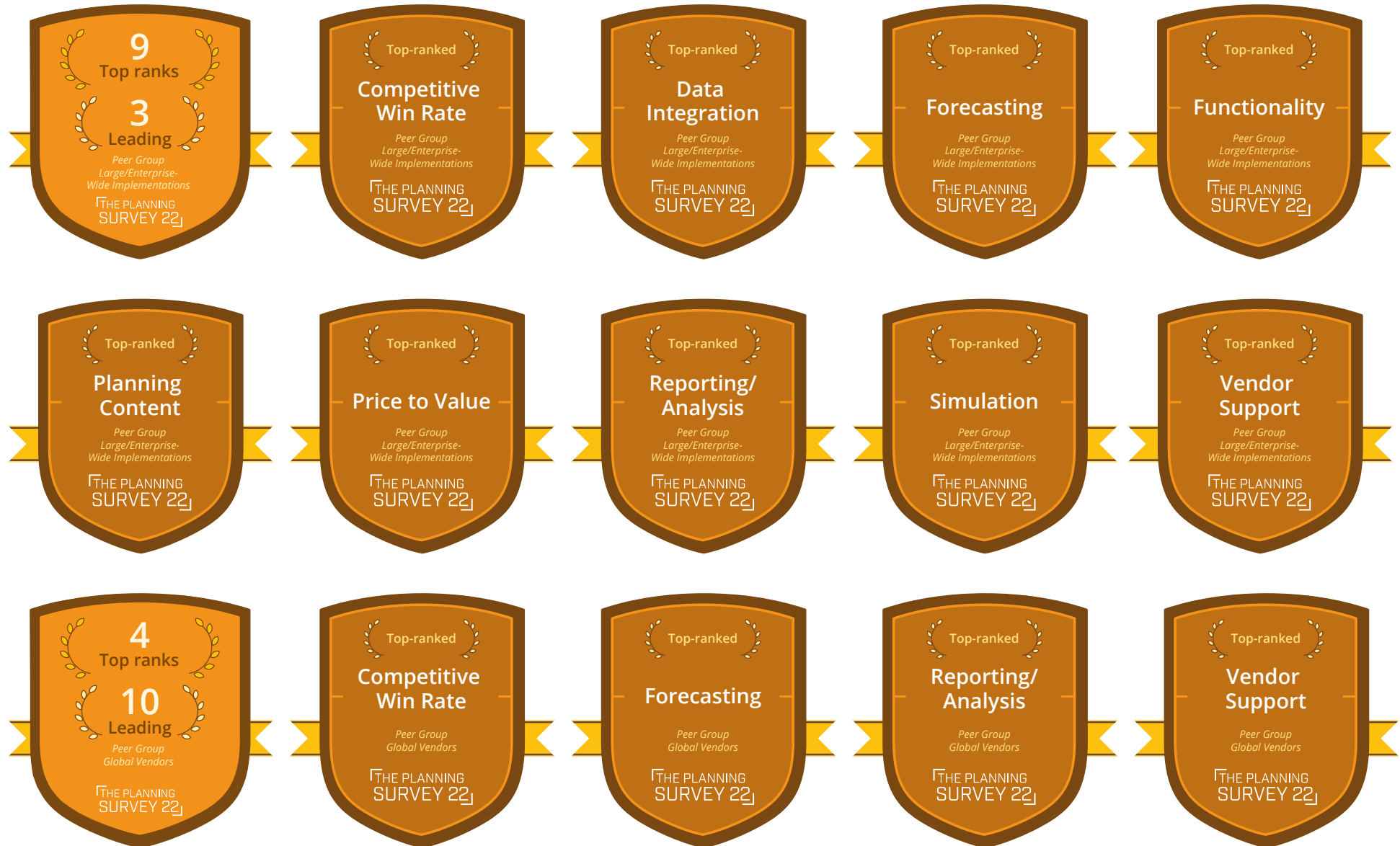


Leader in

- Vendor Support
- Reporting/Analysis
- Financial Consolidation
- Flexibility
- Cloud Planning



The Planning Survey 22: OneStream Top Ranks





The Planning Survey 22: OneStream Top Ranks



Customer Quotes

I love OneStream! I've changed my entire career path because of it.

THE PLANNING SURVEY 22

Person responsible/Project manager for departmental BI, IT, 101 - 2500 employees

I've worked with multiple systems and OneStream is by far the best system.

THE PLANNING SURVEY 22

Line of business employee, retail/wholesale, > 2500 employees

Amazing Software and great vendor who does a great job supporting their clients and ensuring they are satisfied with the product during the entire implementation process and after.

THE PLANNING SURVEY 22

Transport, > 2500 employees

It is an excellent product that I would certainly recommend to other organizations. Their product support is great, and they are constantly working on new products to innovate the platform.

THE PLANNING SURVEY 22

Person responsible/Project manager for departmental BI, > 2500 employees

Visionary & Leader in EPM & Account Reconciliation platform

THE PLANNING SURVEY 22

Person responsible/Project manager for BI from IT department, manufacturing, > 2500 employees



What Customers Like Most

Flexibility to fit nearly any type of business, yet produces a ton of standardization/simplification. Also excellent for auditability.

THE PLANNING SURVEY 22

Person responsible/Project manager for departmental BI, IT, 101 - 2500 employees

Very flexible, and easy to use

THE PLANNING SURVEY 22

Line of business employee, manufacturing, > 2500 employees

Integrated platform, very flexible, extensible dimensions, high innovation and large marketplace of solutions, it is a tool that Finance can own and manage within the organization, great customer support

THE PLANNING SURVEY 22

Person responsible/Project manager for departmental BI, > 2500 employees

The flexibility to do basically anything you want.

THE PLANNING SURVEY 22

Person responsible/Project manager for departmental BI, manufacturing, > 2500 employees

Intuitive and user friendly

THE PLANNING SURVEY 22

Person responsible/Project manager for BI from IT department, transport, 101 - 2500 employees





THE PLANNING SURVEY 22

The Planning Survey 22 is based on findings from the world's largest and most comprehensive survey of planning software users, conducted from November 2021 to February 2022. In total, 1,325 people responded to the survey with 1,104 answering a series of detailed questions about their use of a named product. Altogether, 19 products (or groups of products) are analyzed in detail.

The Planning Survey 22 examines user feedback on planning product selection and usage across 33 criteria (KPIs) including *Business Benefits*, *Project Success*, *Business Value*, *Recommendation*, *Customer Satisfaction*, *Customer Experience*, *Planning Functionality* and *Competitiveness*.

This document contains just a selection of the headline findings for OneStream. It does not show all the KPI results and focuses mainly on the positive findings.

For more information on the survey, visit [The BI Survey website](#).

OneStream Overview

OneStream Software is an independent US-based CPM software company backed by private equity investors KKR, D1 Capital Partners, Tiger Global and IGSB. The vendor started developing and building the platform in 2008 as an R&D company before transforming into an operational company in 2012. OneStream is headquartered in Rochester, Michigan, USA and currently has eleven offices in the United States, Europe and APAC with more than 1,000 employees worldwide.

OneStream was developed with the intention of creating a single platform which enables a unified approach to support all the various CPM processes and information streams in organizations. The platform integrates financial consolidation and close, planning, budgeting and forecasting, reporting, analysis and financial data quality management in one single application. The OneStream MarketPlace provides productivity and business solutions that allow customers to extend the platform with additional capabilities, such as predictive analytics, account reconciliations, transaction matching and specialty planning solutions. All OneStream-developed MarketPlace solutions are fully supported and available free of charge to active customers. OneStream is available for deployment in the Microsoft Azure cloud.

The solution is ideally suited to mid-sized to large enterprises across all industries who require a

unified, robust and complete CPM solution. The vendor employs a direct sales model alongside its partner network to support customers with implementation services. According to the vendor, 900 customers currently use OneStream and the company is in a period of strong growth.

OneStream is a financial consolidation and planning platform with built-in financial data quality functionality that focuses on supporting the full range of corporate performance management. Its proprietary in-memory financial analytic engine with built-in financial intelligence (e.g., supporting complex financial consolidations) uses ROLAP storage in Microsoft SQL Server. Customers can create company-wide consolidated financial results statements and plans at subsidiary or group level. In addition, Extensible Dimensionality® provides the ability to extend the account and other dimension structures to support both corporate and line-of-business financial and operational planning and reporting in one single solution. Moreover, OneStream provides fully supported operational planning solutions in its MarketPlace that feed into the financial model including workforce, capex, cash, sales and project planning.

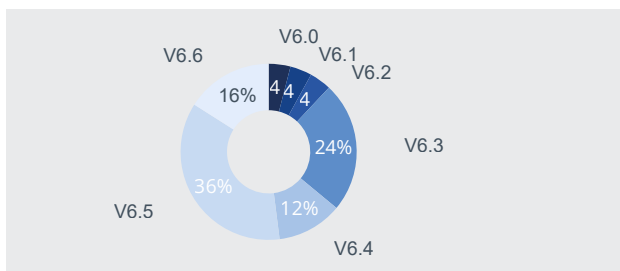
OneStream also integrates functionality for BI and analytics. For individual, flexible (ad hoc) reporting and analysis, a reporting studio, spreadsheet interface or Excel add-in are included. Interactive dashboards can bring key financial and operational metrics together by combining tables, charts, graphs and other visualizations.

OneStream customer responses

This year we had 31 responses from OneStream users. At the time of the survey, 36 percent of them were using version 6.5, 24 percent were using version 6.3, 16 percent were using version 6.6, 12 percent were using version 6.4 and 4 percent were using version 6.1 and 4 percent were using version 6.0.

Versions used

n=25





User and Use Case Demographics

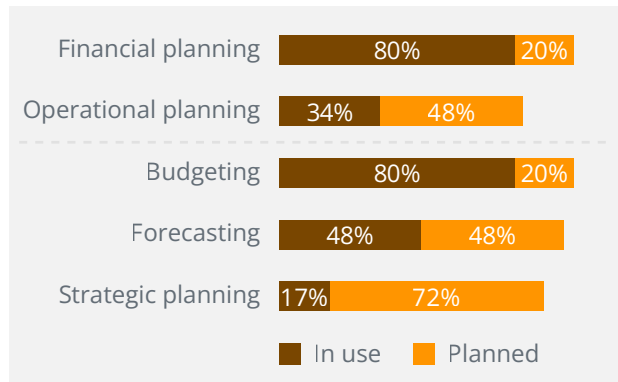
BARC Comment

51 percent of OneStream users are planning users – significantly below the survey average of 64 percent – reflecting the fact that OneStream is essentially an integrated platform that unifies several CPM processes in one single application. This is also reflected in the area of planning use cases and other use cases. Customers leverage OneStream mainly for financial planning (80 percent). Here, planning takes place at different aggregation levels. OneStream is particularly used for budgeting (80 percent) and forecasting (48 percent). Besides planning, customers mainly use OneStream for ad hoc query (83 percent), standard/enterprise reporting (67 percent) and financial consolidation (53 percent). Many respondents plan to use it for strategic planning (72 percent), operational planning (48 percent) and forecasting (48 percent) in the future.

OneStream targets mid-sized and large companies across all industries. 68 percent of our sample of OneStream customers come from large companies (more than 2,500 employees) with a median of 120 users (including 50 using planning functionality), but the mean of 433 users (163 for planning) indicates there are also several larger implementations.

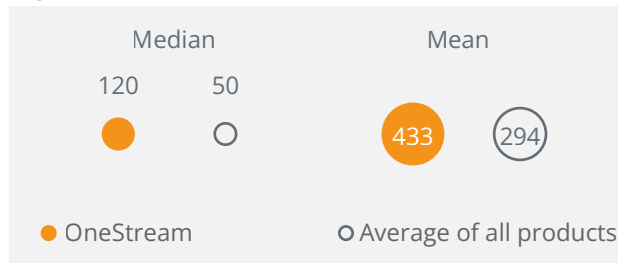
Current vs. planned use (planning use cases)

n=30



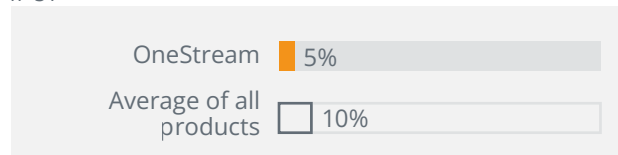
Total number of users per company

n=31



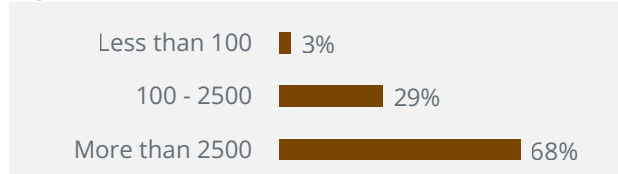
Percentage of employees using OneStream

n=31



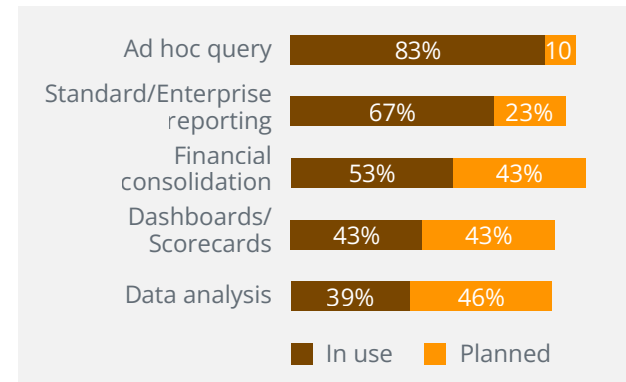
Company size (employees)

n=31



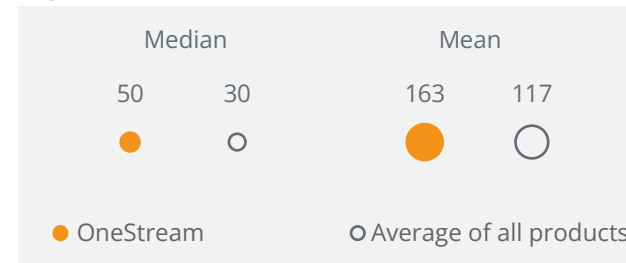
Current vs. planned use (other use cases)

n=30



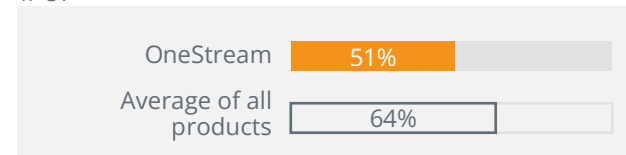
Planning users per company

n=31




Planning users (as a percentage of all users)

n=31



Price to Value

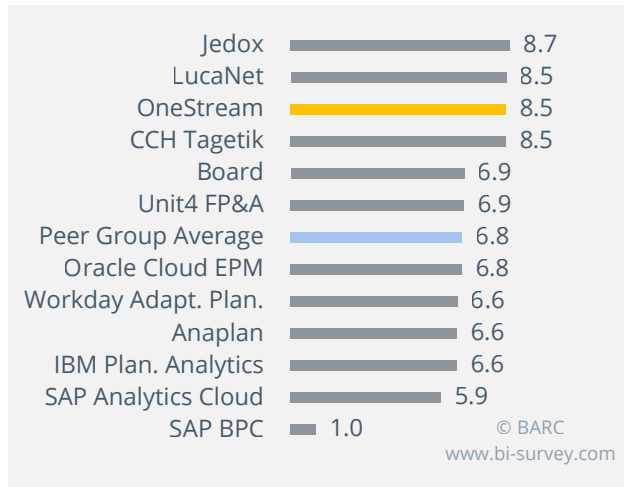


This KPI is based on how users rate their BI tool in terms of price to value.

Price to Value – Leader



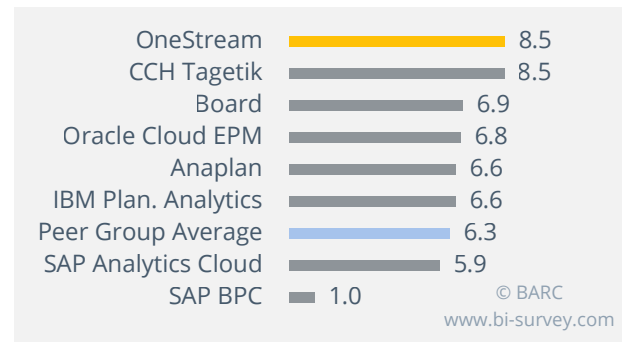
Peer group: Global Vendors



Price to Value – Top-ranked




Peer group: Large/Enterprise-Wide Implementations



Consistently top-ranked in Price to Value

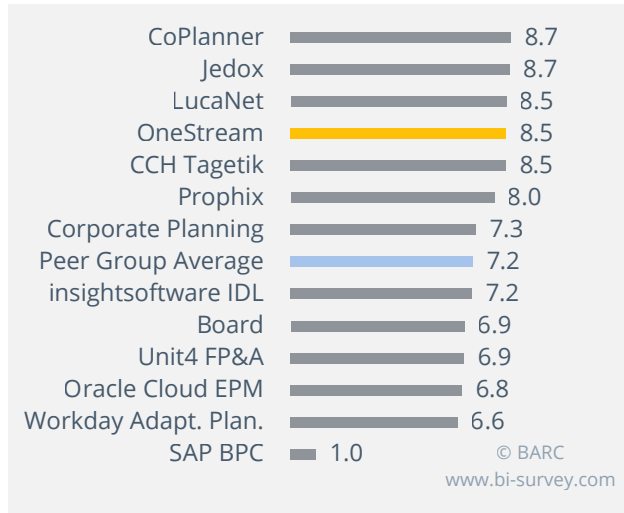
Peer group: Large/Enterprise-Wide Implementations



Price to Value – Leader



Peer group: Fin. Plan. & Consolidation-Focused Products



Price to Value



BARC Viewpoint

Customers consider OneStream to be attractively priced, offering good value and comprehensive functionality to address a variety of corporate and financial performance management use cases. This is a key reason why OneStream tops the *Large/Enterprise-Wide Implementations* peer group for *Price to Value* for the fifth year in a row and achieves leading ranks in two of its other peer groups. Standard licensing of the product is based on a named user software-as-a-service pricing model leveraging the Microsoft Azure cloud. OneStream can also offer a non-cloud subscription (customer-hosted) or on-premises / perpetual licensing as needed. Several survey respondents highlighted the pricing and contract flexibility offered by OneStream.

Recommendation

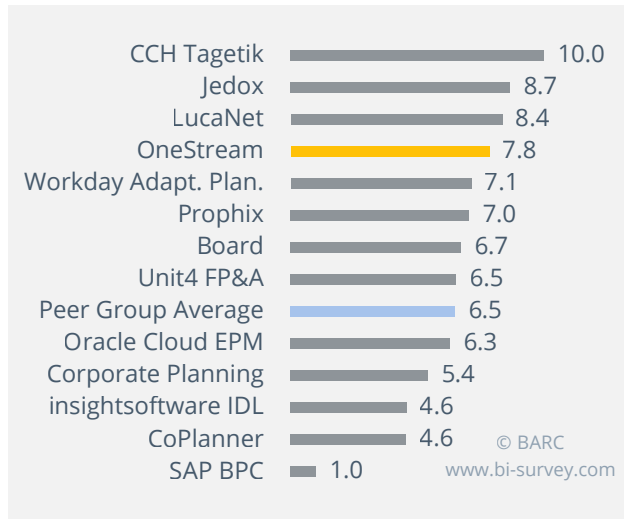


The *Recommendation* KPI is based on the proportion of users that say they would recommend the product to others.

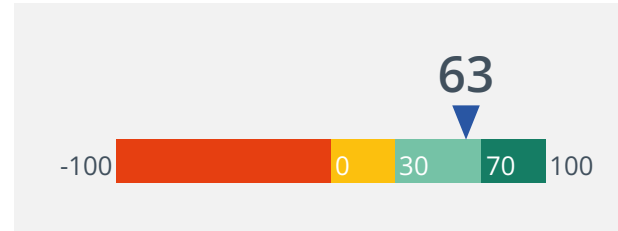
Recommendation – Leader



Peer group: Fin. Plan. & Consolidation-Focused Products



Net Promoter Score (NPS)



Recommendation



Once again this year, a perfect 100 percent of customers said they would “definitely” or “probably” recommend OneStream to other organizations. This positivity is reinforced by the product’s positive net promoter score (NPS) of 63, which is excellent. The NPS expresses high customer satisfaction with the vendor and its product among OneStream users and shows their loyalty to the solution. OneStream deservedly achieves a leading rank for *Recommendation* in the *Financial Planning & Consolidation-Focused Products* peer group. The Planning Survey results suggest that the vendor is able to keep its word with regard to its mission statement: “Every customer must be a reference and success”.

Vendor Support

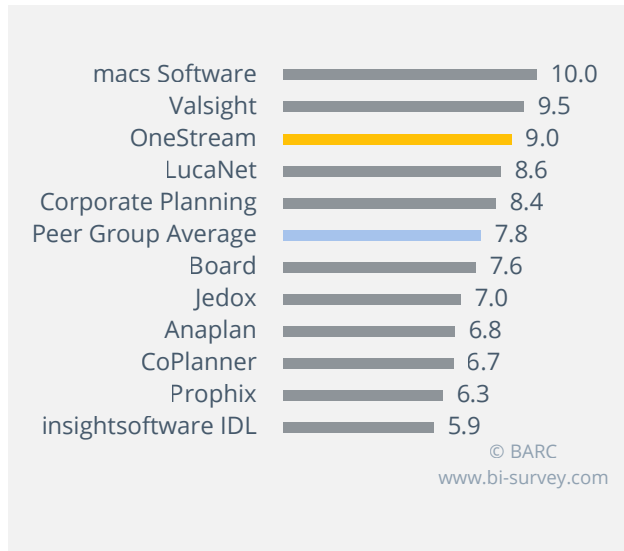


This KPI measures user satisfaction with the level of vendor support provided for the product.

Vendor Support – Leader



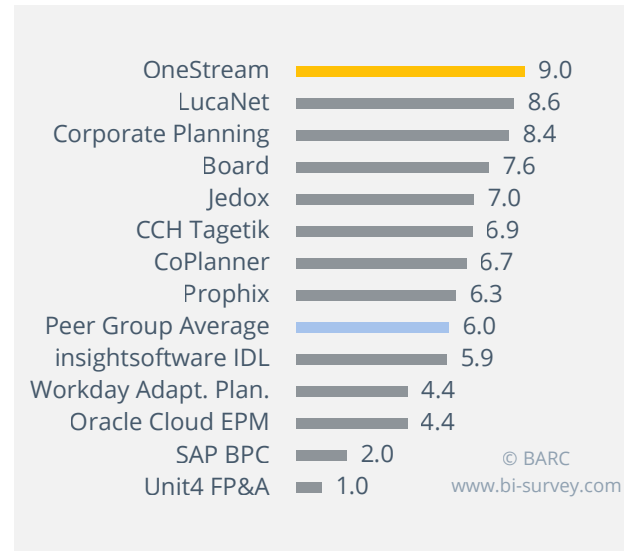
Peer group: Performance Management Specialists



Vendor Support – Top-ranked



Peer group: Fin. Plan. & Consolidation-Focused Products




Vendor Support



Consistently top-ranked in Vendor Support

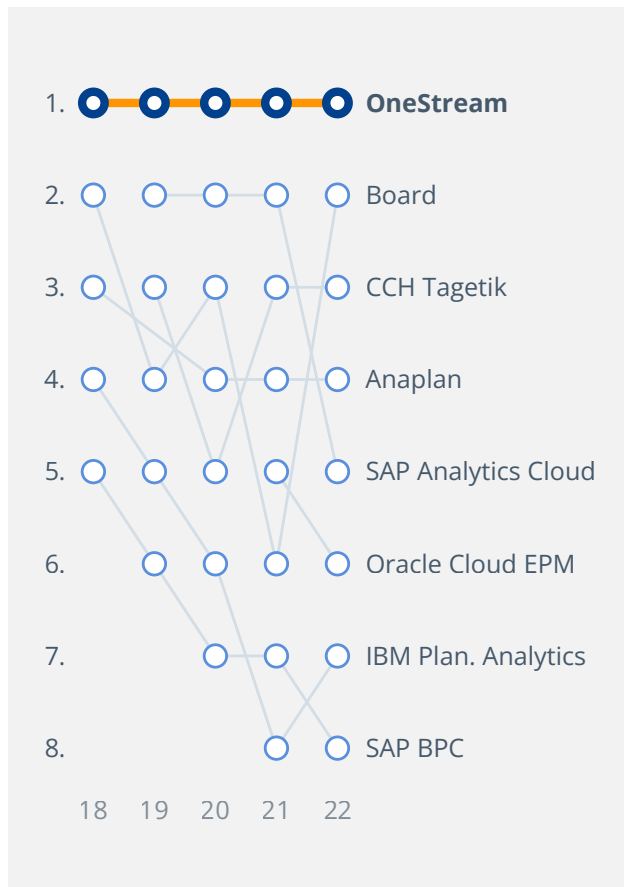
Peer group: Fin. Plan. & Consolidation-Focused Products



Year after year, customers praise OneStream's outstanding vendor support services. Consistent top ranks for *Vendor Support* in all its peer groups in recent years show that customers are very satisfied with the support provided and benefit from OneStream's product knowledge and implementation experience. Vendor support is an important element in customer relationships. The vendor listens very carefully to customers' needs and requirements, constantly improving its software with this information. Several customers commented that OneStream is very well supported by highly trained staff, who offer business expertise, excellent product knowledge and implementation support.

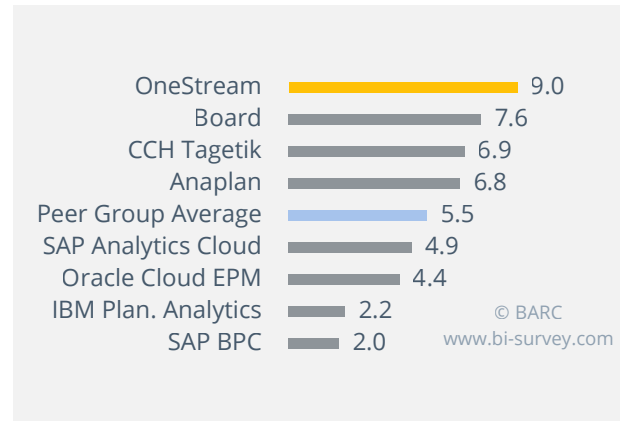
Consistently top-ranked in Vendor Support

Peer group: Large/Enterprise-Wide Implementations



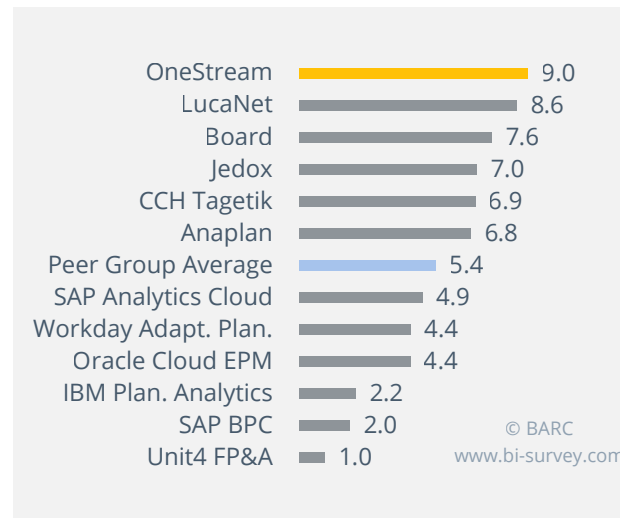
Vendor Support – Top-ranked

Peer group: Large/Enterprise-Wide Implementations



Vendor Support – Top-ranked

Peer group: Global Vendors

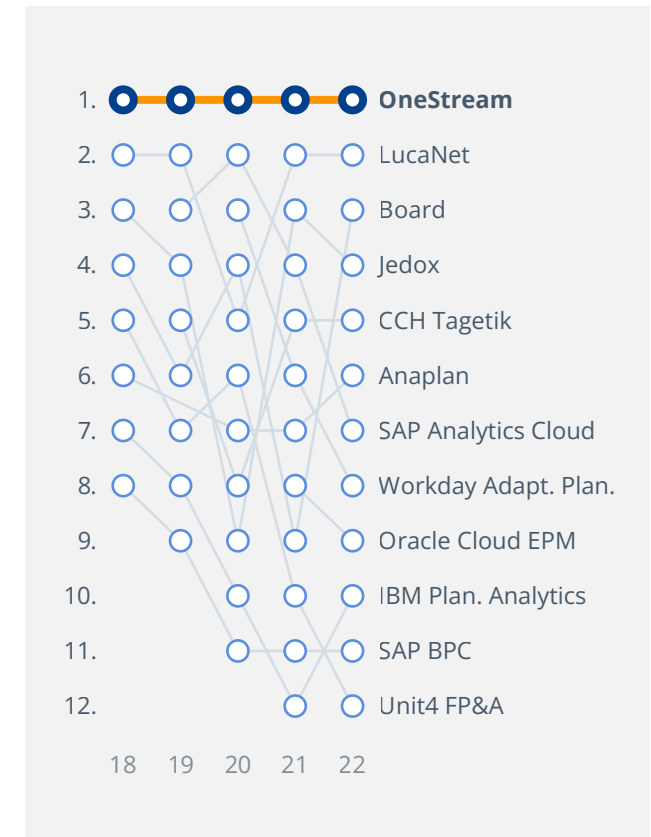


Vendor Support




Consistently top-ranked in Vendor Support

Peer group: Global Vendors



Product Satisfaction

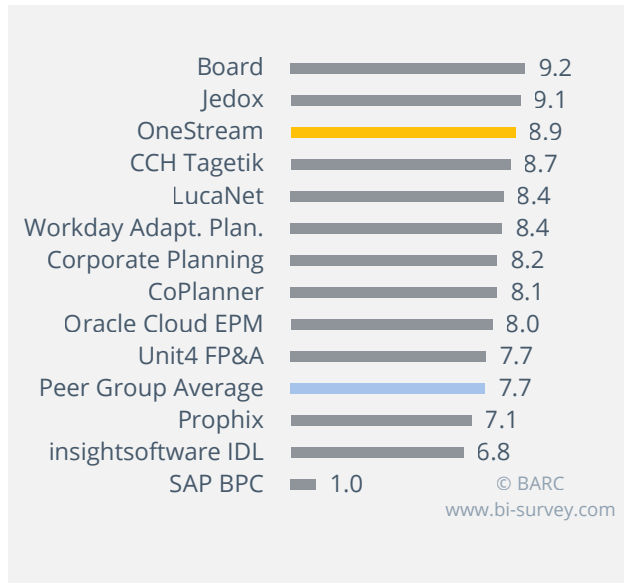


This KPI is based on the level of satisfaction with the product.

Product Satisfaction – Leader



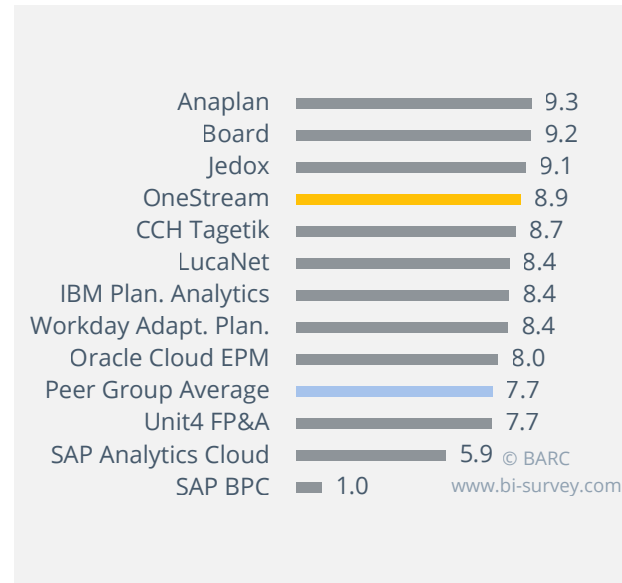
Peer group: Fin. Plan. & Consolidation-Focused Products



Product Satisfaction – Leader



Peer group: Global Vendors



Product Satisfaction




Leading ranks for *Product Satisfaction* in two of its peer groups confirm that customers are satisfied with the product. Customers are free to address various corporate and financial performance management use cases with OneStream’s unified platform that integrates financial consolidation and close, planning, budgeting and forecasting, reporting, analysis and financial data quality management in one single application. The fact that 61 percent of respondents state they have no significant problems at all with the product is a great indicator of customer satisfaction. OneStream targets mostly finance and business users in mid-sized and large global organizations across all industries. The product is businessuser-friendly with great ease of use.

Customer Satisfaction

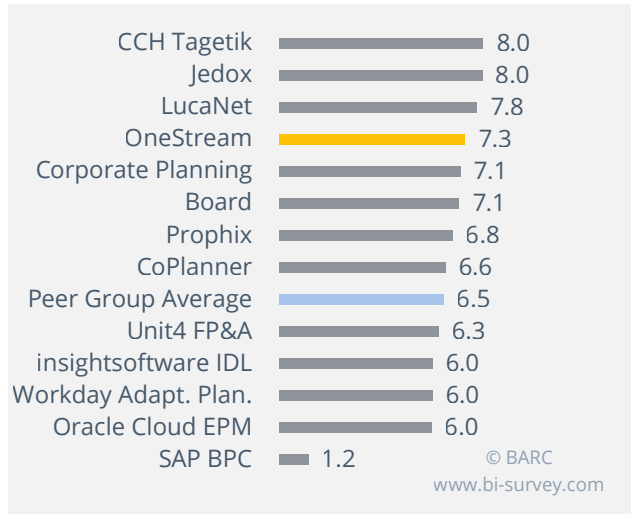


The *Customer Satisfaction* KPI combines the *Price to Value*, *Recommendation*, *Vendor Support*, *Implementer Support* and *Product Satisfaction* KPIs.

Customer Satisfaction – Leader



Peer group: Fin. Plan. & Consolidation-Focused Products



BARC

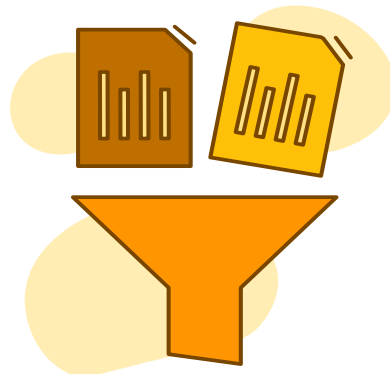
Viewpoint

Customer Satisfaction



Customer Satisfaction aggregates the *Price-to-Value*, *Recommendation*, *Vendor Support*, *Implementer Support* and *Product Satisfaction* KPIs. Great results in almost all of these KPIs also make OneStream a leader for *Customer Satisfaction* in the *Financial Planning & Consolidation-Focused Products* peer group this year. The Planning Survey results reveal a high level of satisfaction with the vendor and its comprehensive CPM platform. Many customers consider OneStream to be attractively priced, offering good value for money and comprehensive functionality to address a variety of corporate and financial performance management use cases. The fact that every single OneStream customer surveyed said they would “definitely” or “probably” recommend their planning product to other organizations speaks volumes.

Data Integration

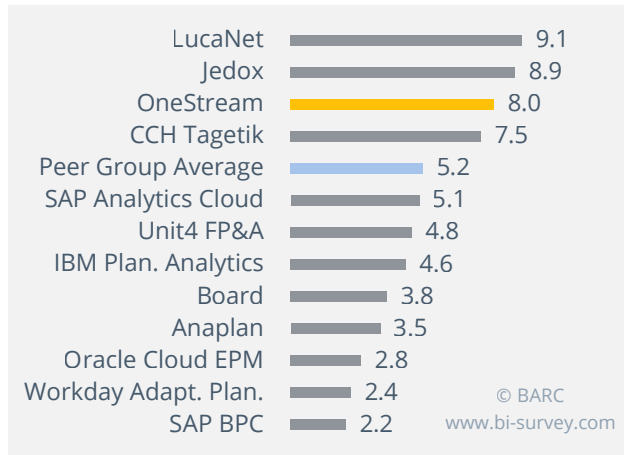


This KPI measures user ratings of the product's data integration functionality.

Data Integration – Leader



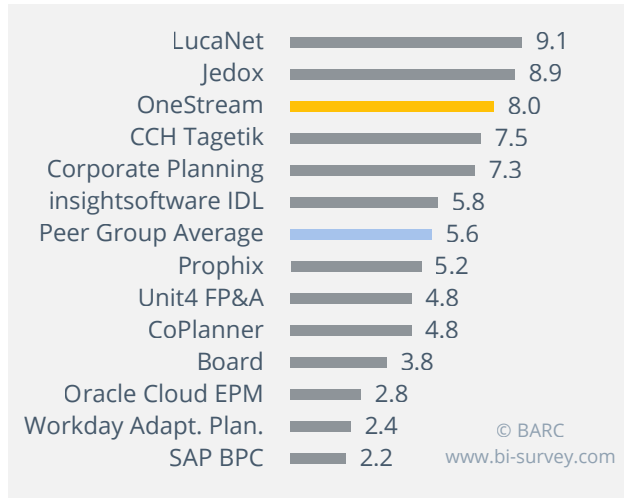
Peer group: Global Vendors



Data Integration – Leader



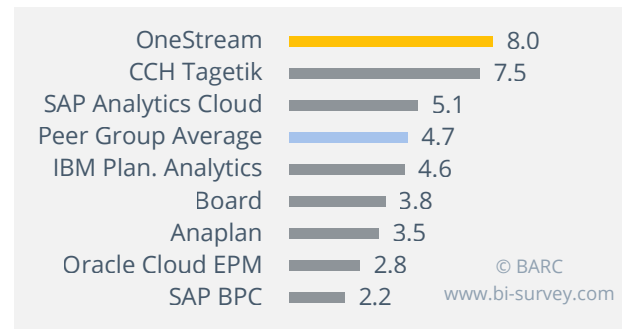
Peer group: Fin. Plan. & Consolidation-Focused Products



Data Integration – Top-ranked




Peer group: Large/Enterprise-Wide Implementations



Consistently top-ranked in Data Integration

Peer group: Large/Enterprise-Wide Implementations



Data Integration



Integrating data from various source systems is a challenge in every CPM and analytics project. OneStream has its own integrated capabilities to access data in source systems and transfer it to the product's relational data model in Microsoft SQL Server. Leveraging integrated wizards, guided access to a wide variety of data sources is provided. Using OneStream's flexible load options and data connectors, scripting is not usually required for import operations. Embedded data quality capabilities provide pre-load and post-load data validation and confirmation to ensure the quality of the data. Customers rate OneStream as the number one for *Data Integration* in the *Large/Enterprise-Wide Implementations* peer group this year.

Planning Content

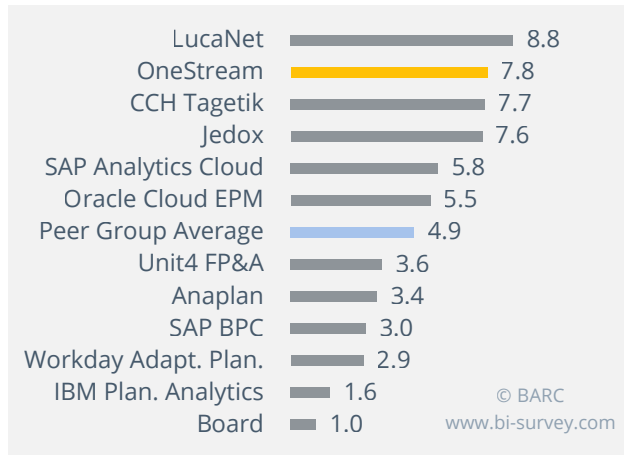


This KPI measures user ratings of the predefined planning content available with the product.

Planning Content – Leader



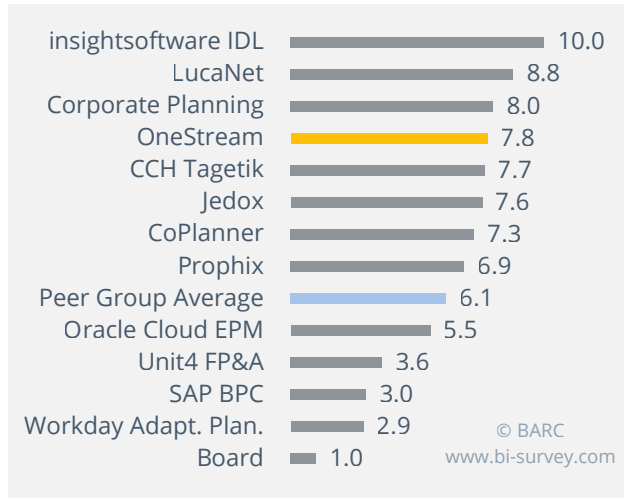
Peer group: Global Vendors



Planning Content – Leader



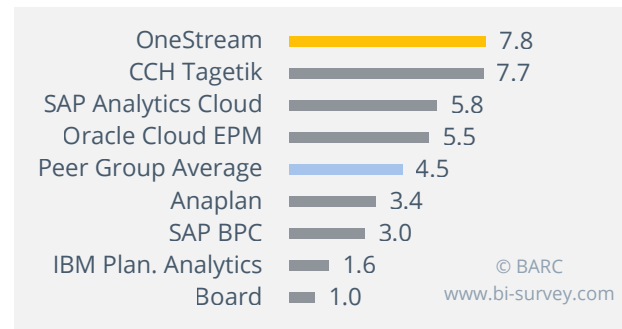
Peer group: Fin. Plan. & Consolidation-Focused Products



Planning Content – Top-ranked




Peer group: Large/Enterprise-Wide Implementations



Consistently top-ranked in Planning Content

Peer group: Large/Enterprise-Wide Implementations




Planning Content



OneStream's industry-agnostic core product capabilities are enhanced by prebuilt but adaptable productivity and business solutions in the vendor's MarketPlace. These solutions extend the platform with capabilities such as predictive analytics, account reconciliations, transaction matching and specialty planning solutions. Operational planning solutions are designed to feed into the core financial model of OneStream including workforce, capex, cash and sales planning. For example, OneStream's Predictive Analytics 123 solution offers built-in predictive models and forecast methods that can be leveraged within financial and operational planning and forecasting scenarios. All OneStream-developed MarketPlace solutions are fully supported and available free of charge to active customers. Excellent results in the *Planning Content* KPI indicate that most customers are satisfied with the vendor's prebuilt solutions.

Workflow

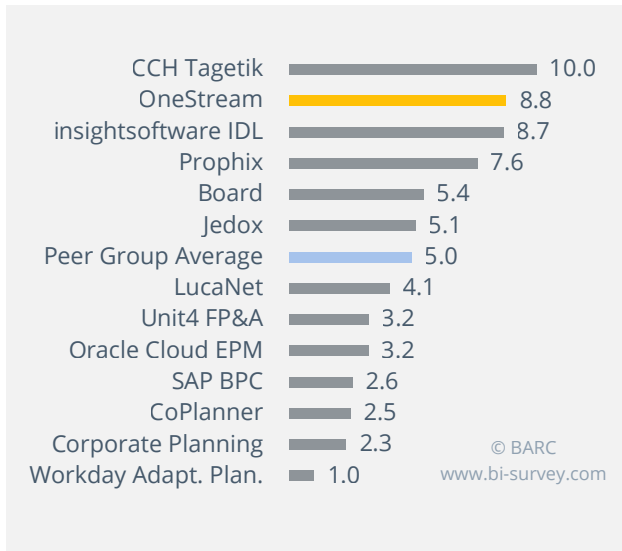


This KPI measures user ratings of the product's workflow functionality.

Workflow – Leader



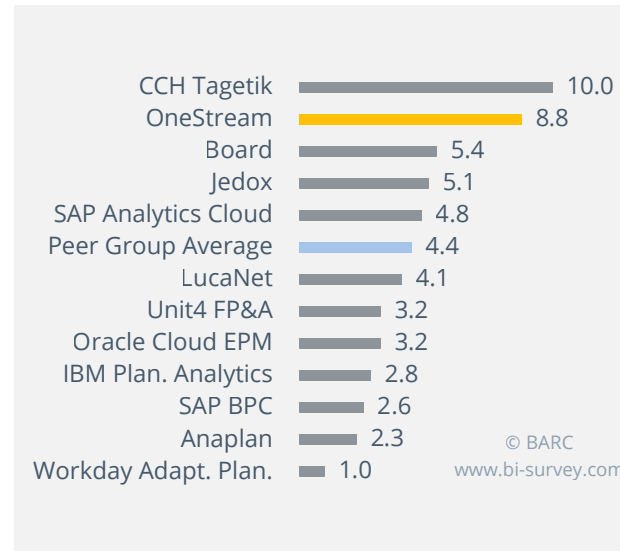
Peer group: Fin. Plan. & Consolidation-Focused Products



Workflow – Leader



Peer group: Global Vendors




OneStream provides capabilities for top-down and bottom-up planning scenarios including embedded workflows and collaboration capabilities. When managing decentralized bottom-up planning and forecasting processes with lots of planners involved, workflow functionality can be helpful to coordinate consecutive planning activities. OneStream’s workflow functionality includes advanced features such as status monitoring, time management, task assignment, email notifications, locking/unlocking depending on security levels and approval processes. In OneStream, workflows are linked to scenarios, which are based on scenario types with process-specific characteristics. The workflow concept allows for the confirmations, certifications and process control needed for financial close and planning processes. OneStream ranks highly in the *Workflow* KPI in all its peer groups this year.

Workflow – Leader



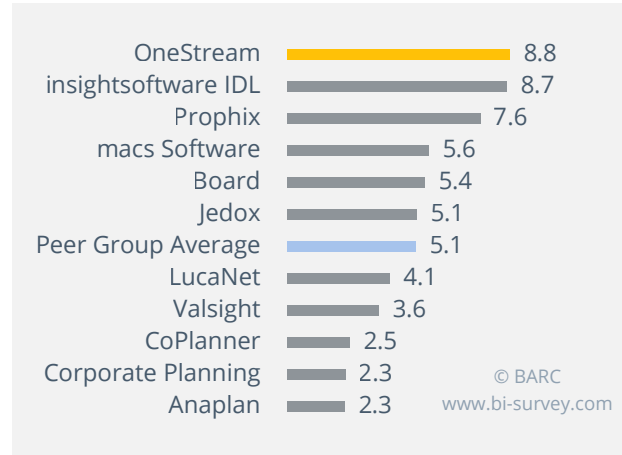
Peer group: Large/Enterprise-Wide Implementations



Workflow – Top-ranked



Peer group: Performance Management Specialists



Workflow

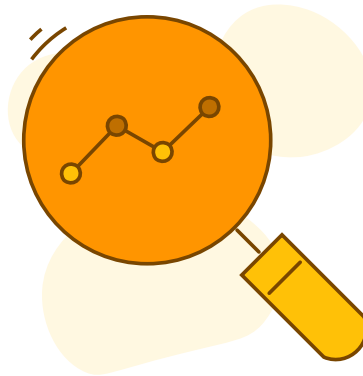


Consistently top-ranked in Workflow

Peer group: Performance Management Specialists



Forecasting

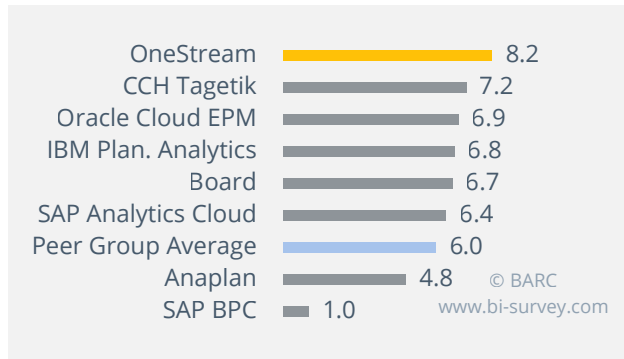


This KPI measures user ratings of the product's forecasting functionality.

Forecasting – Top-ranked




Peer group: Large/Enterprise-Wide Implementations



Consistently top-ranked in Forecasting

Peer group: Large/Enterprise-Wide Implementations



Forecasting



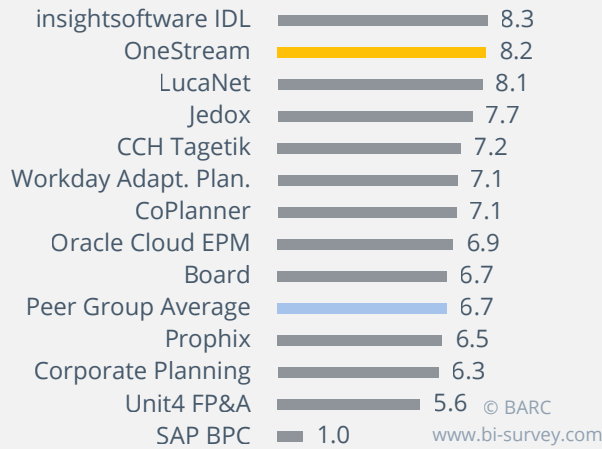
Viewpoint

For many, the importance of up-to-date forecasts for corporate management has increased in the last 18-24 months. This results in a higher frequency at which forecasts have to be updated, which requires sound software support. OneStream ensures the integration of different planning levels from strategic planning, operational planning and budgeting to quarterly forecasts and plan adjustments. Based on plan values already entered for certain planning periods and their comparison with realized actuals from operational source systems, OneStream supports the creation of forecasts of future corporate development. Options to support forecasting processes include seeding options and versioning of budgets. Goal-seeking functions are also available. Furthermore, customers can leverage predictive and/or machine learning models as a non-biased forecast scenario within planning, budgeting and forecasting.

Forecasting – Leader



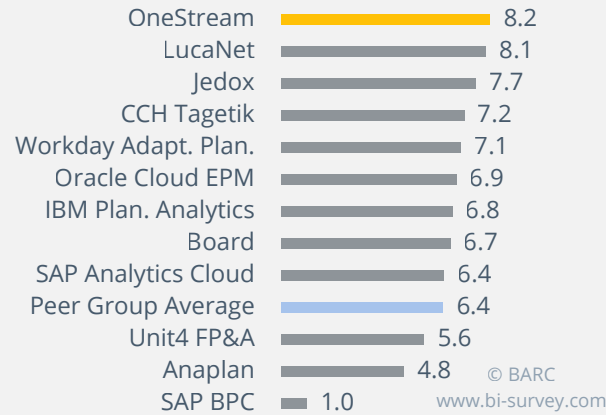
Peer group: Fin. Plan. & Consolidation-Focused Products



Forecasting – Top-ranked



Peer group: Global Vendors




Forecasting



Consistently top-ranked in Forecasting

Peer group: Global Vendors



Simulation

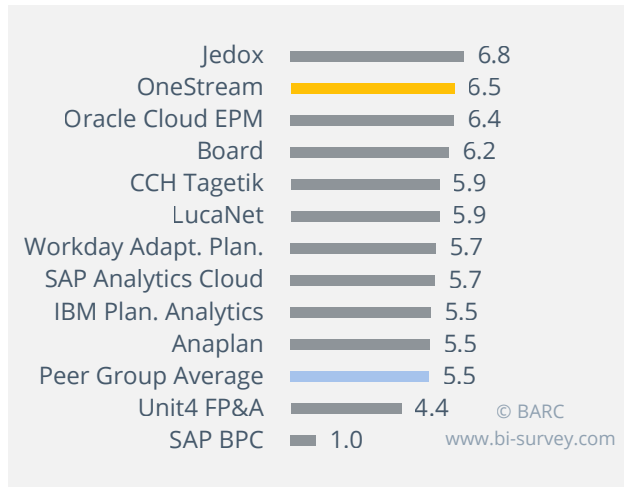


This KPI measures user ratings of the product's simulation functionality.

Simulation – Leader



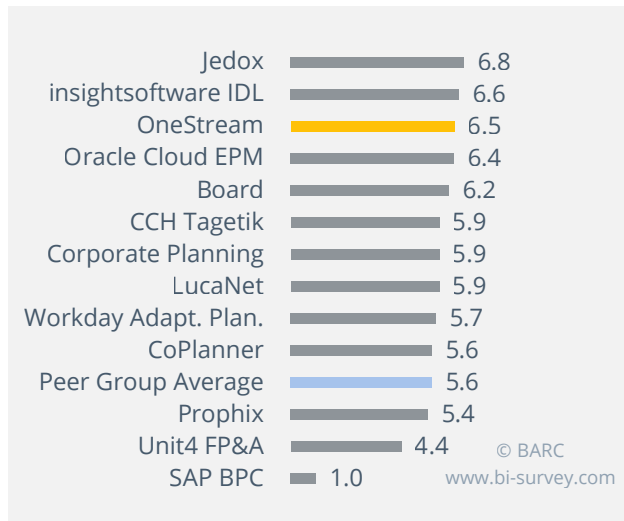
Peer group: Global Vendors



Simulation – Leader



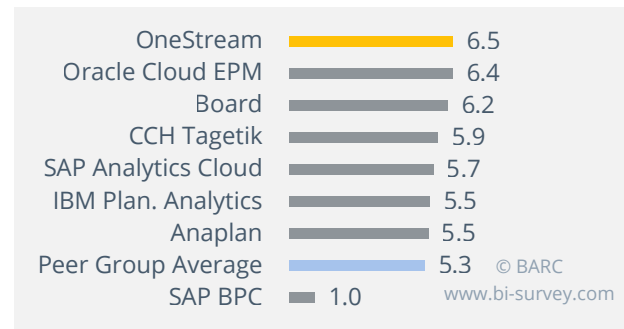
Peer group: Fin. Plan. & Consolidation-Focused Products



Simulation – Top-ranked




Peer group: Large/Enterprise-Wide Implementations



Consistently top-ranked in Simulation

Peer group: Large/Enterprise-Wide Implementations



Simulation



Simulations and scenario evaluations are the basis for the well-founded analysis and evaluation of alternative actions, opportunities and risks. Increasing dynamics and the associated uncertainty massively influence the importance of simulations for corporate management. OneStream offers multiple options to simulate future corporate development. The copying of scenarios is a standard function available to users to play with and model their plans. It is possible to set an unlimited number of scenarios to be available for users. Planning can be parameterized for simulation (e.g., driver-based scenario simulation). All necessary functions to create simulation scenarios are accessible using the standard metadata editor (properties of the scenario dimension). This year, OneStream tops the *Large/Enterprise-Wide Implementations* peer group for *Simulation* and achieves leading ranks in two of its other peer groups.

Reporting/Analysis

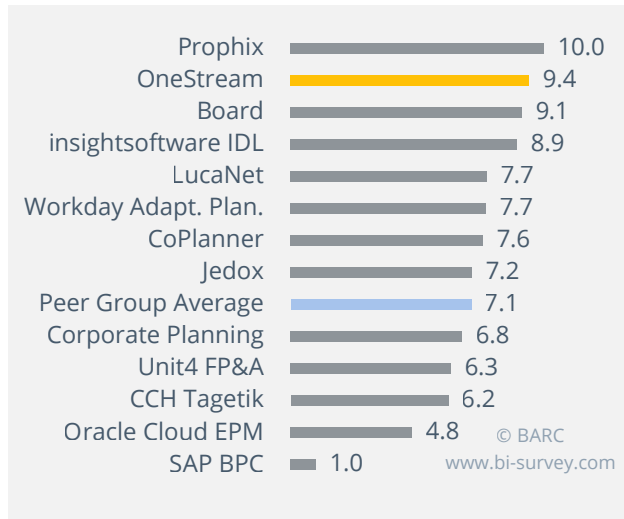


This KPI measures user ratings of the product's coverage of reporting/analysis requirements.

Reporting/Analysis – Leader



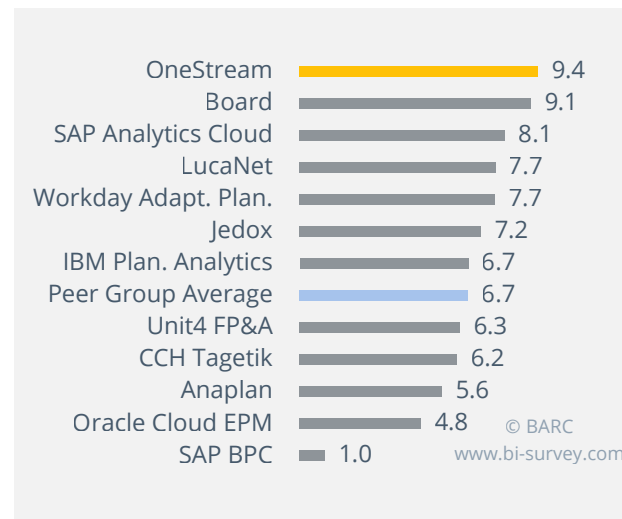
Peer group: Fin. Plan. & Consolidation-Focused Products



Reporting/Analysis – Top-ranked



Peer group: Global Vendors

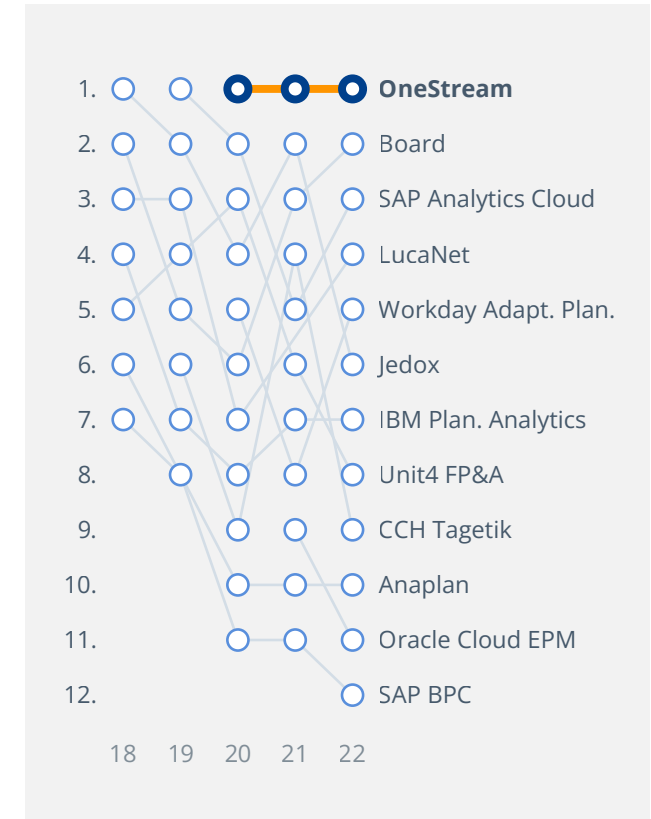


Reporting/Analysis



Consistently top-ranked in Reporting/Analysis

Peer group: Global Vendors

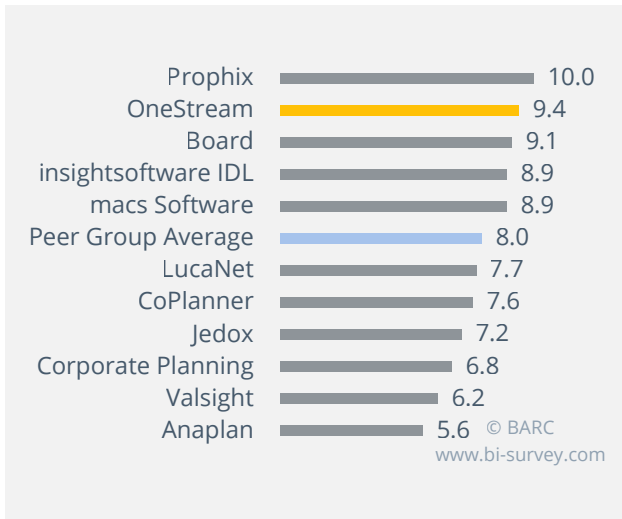


In addition to its financial consolidation and planning capabilities, OneStream also includes functionality for BI and analytics. Many customers use OneStream for ad hoc query (83 percent of respondents) and standard/enterprise reporting (67 percent). For individual, flexible (ad hoc) reporting and analysis, a reporting studio, spreadsheet interface and Excel add-in are available. Interactive dashboards can bring key financial and operational metrics together by combining tables, charts, graphs and other visualizations. The vendor's MarketPlace also provides specific solutions for external reporting and disclosure management. For example, to blend detailed operational data with financial data, OneStream leverages Analytic Blend, a relational column store engine. OneStream achieves high rankings in all its peer groups for the *Reporting/Analysis* KPI.

Reporting/Analysis – Leader



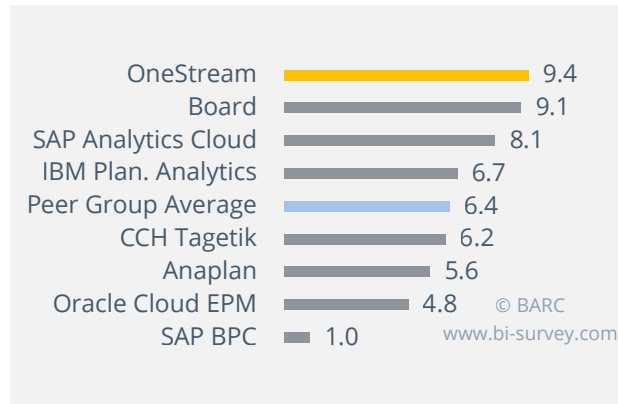
Peer group: Performance Management Specialists



Reporting/Analysis – Top-ranked



Peer group: Large/Enterprise-Wide Implementations




Reporting/Analysis

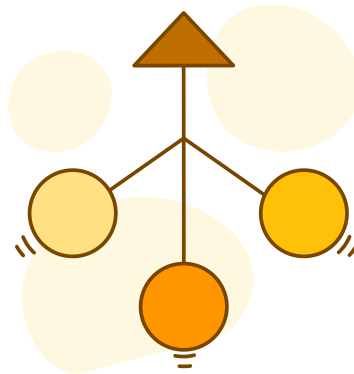


Consistently top-ranked in Reporting/Analysis

Peer group: Large/Enterprise-Wide Implementations



Financial Consolidation

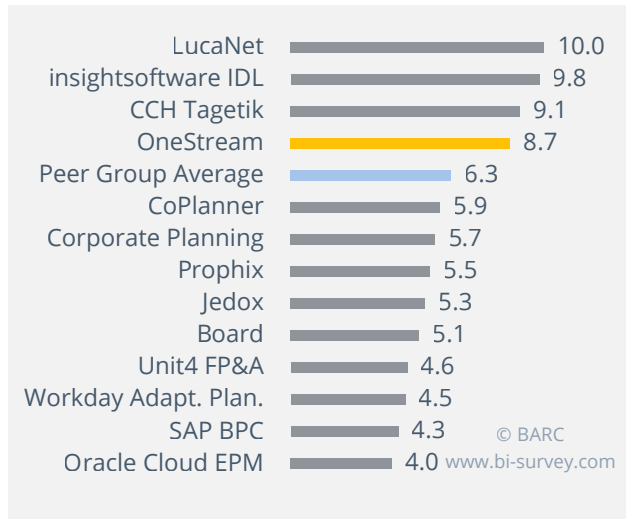


This KPI is based on how respondents rate the product's functionality to support legal consolidation (e.g., according to IFRS).

Financial Consolidation – Leader



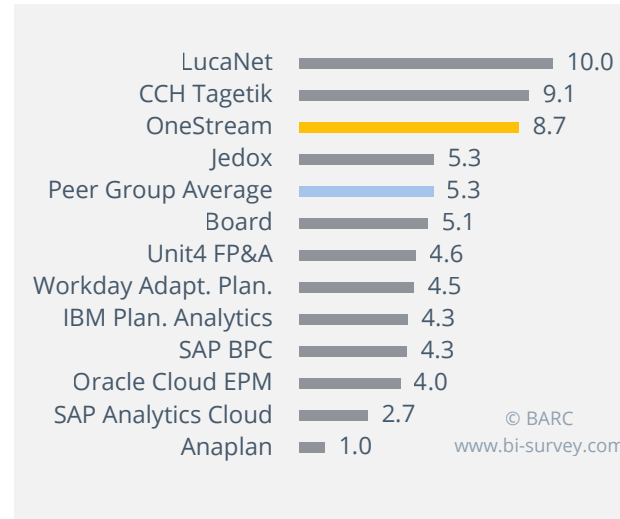
Peer group: *Fin. Plan. & Consolidation-Focused Products*



Financial Consolidation – Leader



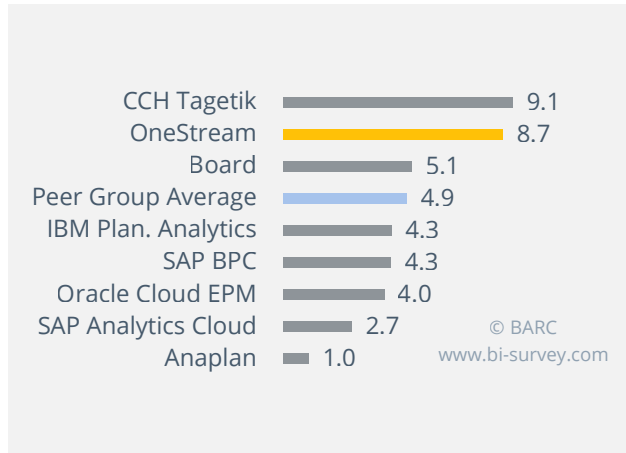
Peer group: *Global Vendors*



Financial Consolidation – Leader



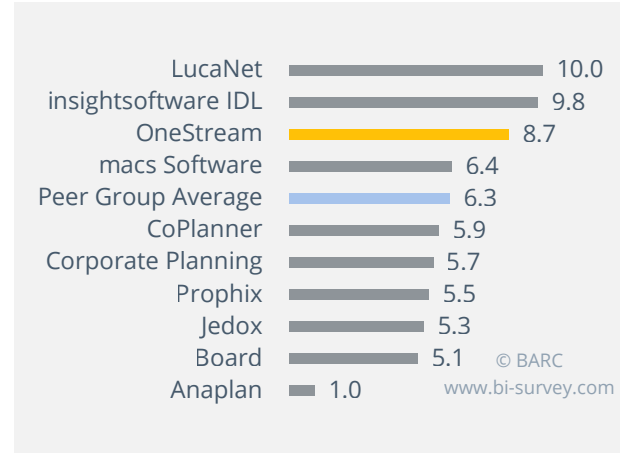
Peer group: *Large/Enterprise-Wide Implementations*



Financial Consolidation – Leader



Peer group: *Performance Management Specialists*



Financial Consolidation



Functionality for legal as well as management consolidation is at the heart of OneStream. The product provides a proprietary in-memory financial analytic engine with built-in financial intelligence (e.g., supporting complex financial consolidations). Company-wide consolidated financial results statements and plans at subsidiary or group level can be created using OneStream. The platform supports financial consolidation and close processes with comprehensive features such as statutory consolidation logic, multi-currency conversions, fully auditable adjustments and data flows, and journals. Furthermore, the vendor's MarketPlace offers additional solutions (e.g., for account reconciliation, disclosure management and tax provisioning). High ratings for *Financial Consolidation* in all its peer groups show that customers are comfortable using OneStream for financial consolidation.

Functionality

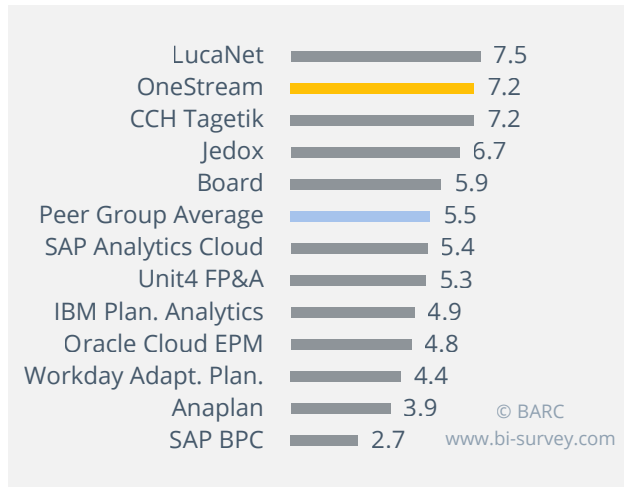


This KPI combines the *Predefined Connectors, Data Integration, Planning Content, Planning Functionality, Workflow, Forecasting, Simulation, Reporting/Analysis and Financial Consolidation* KPIs.

Functionality – Leader



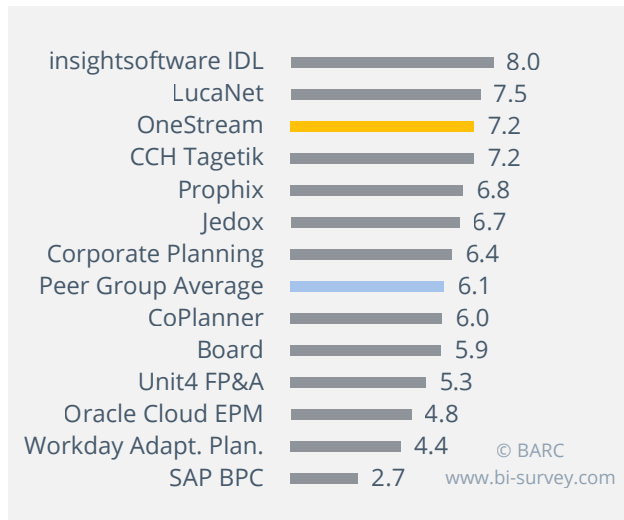
Peer group: Global Vendors



Functionality – Leader



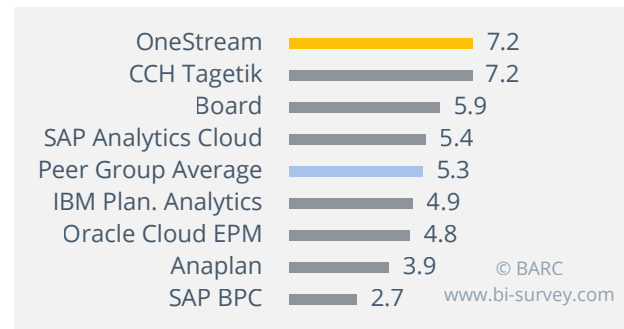
Peer group: Fin. Plan. & Consolidation-Focused Products



Functionality – Top-ranked




Peer group: Large/Enterprise-Wide Implementations



Consistently top-ranked in Functionality

Peer group: Large/Enterprise-Wide Implementations



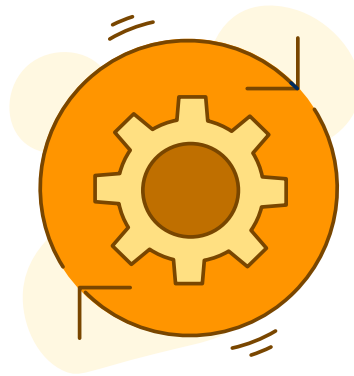
Functionality



Viewpoint

OneStream's unified CPM platform integrates financial consolidation and close, planning, budgeting and forecasting, reporting, analysis and financial data quality management in one single application. Customers greatly appreciate the product's range of functions and are very satisfied. Consequently, OneStream tops the *Large/Enterprise-Wide Implementations* peer group for *Functionality* for the fourth year in a row – a remarkable result. OneStream is focused on corporate and financial performance management and provides a proprietary in-memory financial analytic engine, offering built-in financial intelligence. In addition to the platform's standard functionality, OneStream's MarketPlace provides productivity and business solutions that allow customers to extend the platform with additional capabilities.

Flexibility

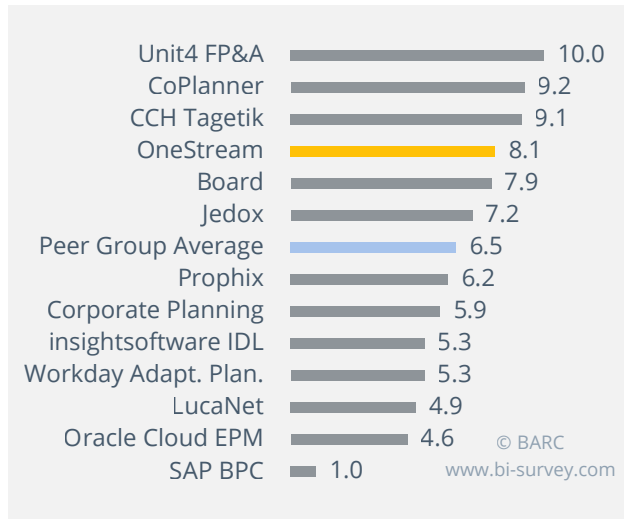


This KPI is based on how often the product was chosen for its flexibility, and on the frequency of complaints about user flexibility post-implementation.

Flexibility – Leader



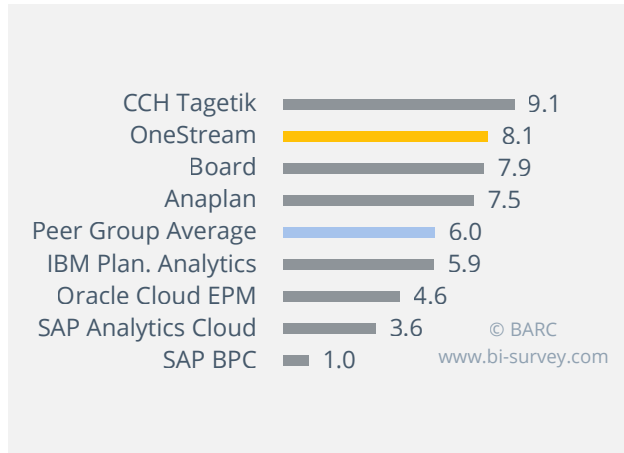
Peer group: Fin. Plan. & Consolidation-Focused Products



Flexibility – Leader



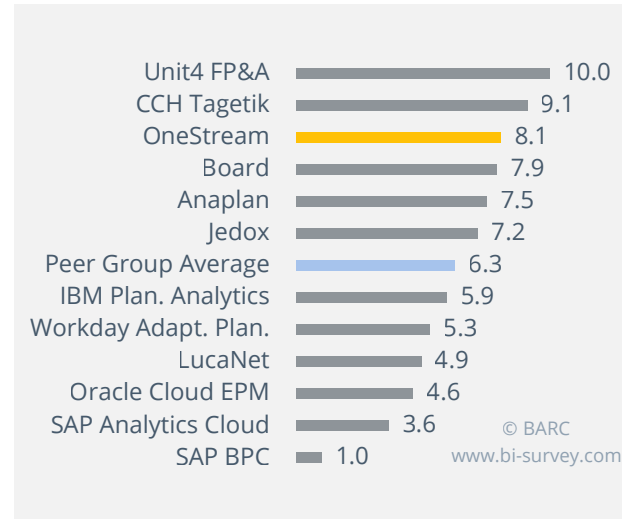
Peer group: Large/Enterprise-Wide Implementations



Flexibility – Leader



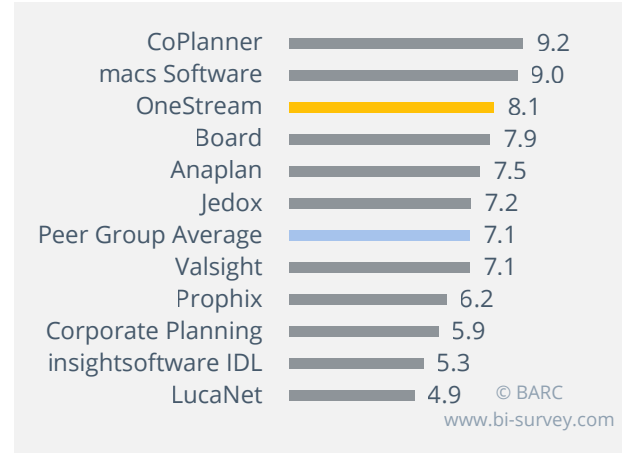
Peer group: Global Vendors



Flexibility – Leader



Peer group: Performance Management Specialists




Flexibility



BARC Viewpoint

'Flexibility of the software' is by far the number one reason why companies choose to buy OneStream (57 percent). The platform focuses on supporting the full range of corporate and financial performance management requirements in companies of varying sizes and industries. At the heart of OneStream is its proprietary in-memory financial analytic engine with built-in financial intelligence. In addition to the product's standard financial model, OneStream has invented flexible concepts such as Extensible Dimensionality®, which enables customers to extend the account and other dimension structures to support both corporate and line-of-business financial and operational planning and reporting in one single solution. In its MarketPlace, OneStream also provides fully supported, predefined specialty solutions that feed into the financial model.

Cloud Planning

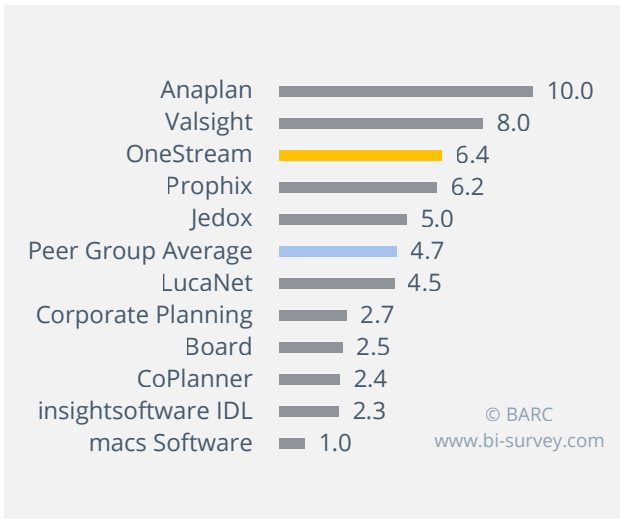


This KPI is based on the proportion of survey respondents that currently use planning products in the cloud.

Cloud Planning – Leader




Peer group: Performance Management Specialists



Cloud Planning – Leader



Peer group: Global Vendors

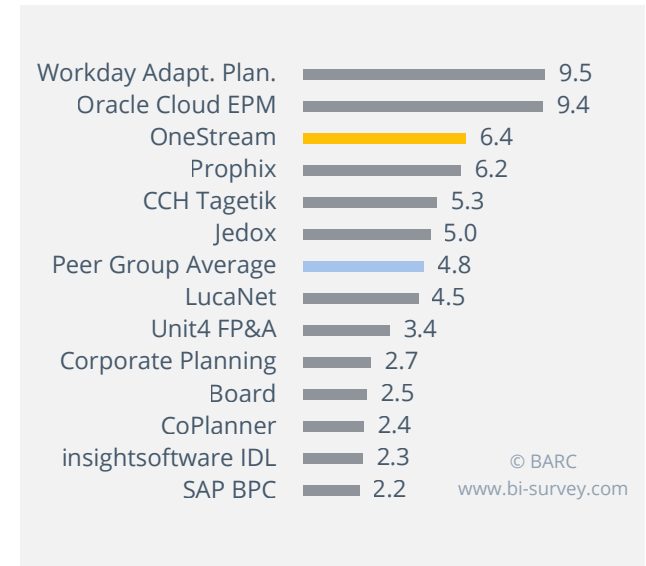


Cloud Planning

Cloud Planning – Leader



Peer group: Fin. Plan. & Consolidation-Focused Products



OneStream was built from the outset specifically for the cloud (SaaS). Cloud-based planning is clearly a frequent use case for the product and many customers use it in a cloud deployment scenario. OneStream leverages Microsoft Azure as its hosting provider. The product was designed as a single-tenant, multi-instance environment that ensures dedicated processing power and customer separated data storage for enterprise-class customers. The complete data center operation is carried out by OneStream, which guarantees business and technical scalability with predictability of costs. In this year's Planning Survey, OneStream is among the leaders in three of its peer groups for *Cloud Planning*.

Competitive Win Rate

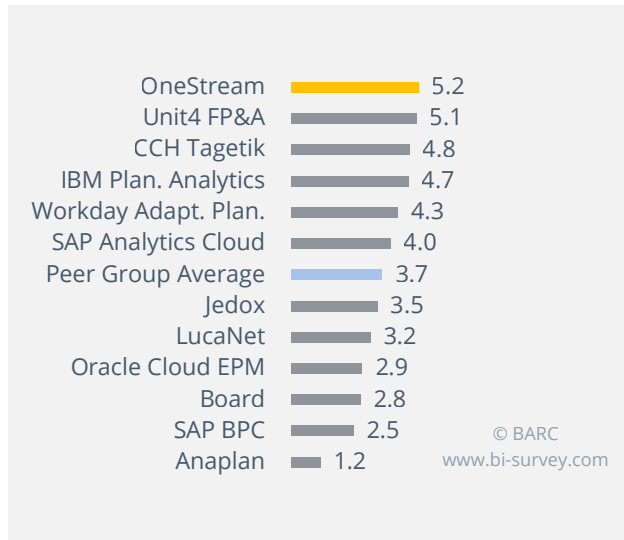


This KPI is based on the percentage of wins in competitive evaluations.

Competitive Win Rate – Top-ranked



Peer group: Global Vendors



Consistently top-ranked in Competitive Win Rate

Peer group: Global Vendors



Competitive Win Rate



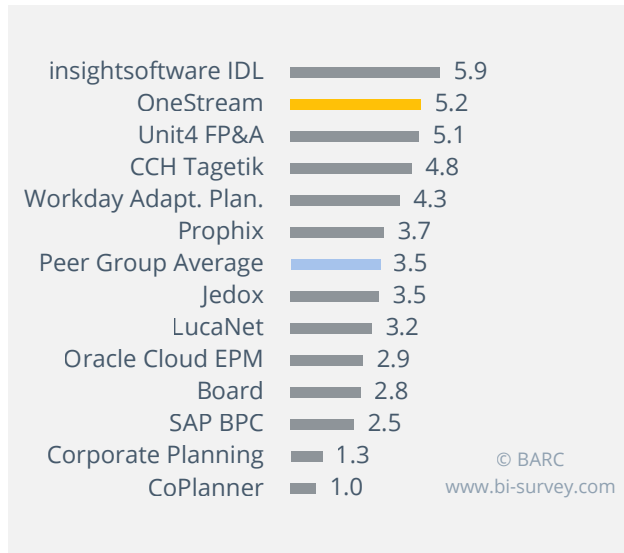
BARC Viewpoint

When organizations decide to evaluate OneStream, its competitive win rate against other vendors in head-on competitions to win customers is very good. This is confirmed by high rankings for *Competitive Win Rate* in three of its peer groups. OneStream convinces companies with its unified functionality for various corporate and financial performance management use cases. The platform's comprehensive capabilities for financial consolidation and close, planning, budgeting and forecasting, reporting, analysis and financial data quality management in one single application wins over companies looking for a modern and future-proof solution. The vendor, its experienced consulting team and partners clearly perform very well in competitive evaluations.

Competitive Win Rate – Leader



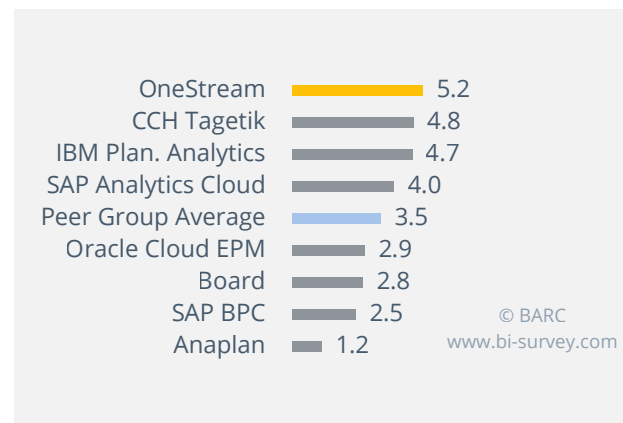
Peer group: Fin. Plan. & Consolidation-Focused Products



Competitive Win Rate – Top-ranked



Peer group: Large/Enterprise-Wide Implementations




Competitive Win Rate



Consistently top-ranked in Competitive Win Rate

Peer group: Large/Enterprise-Wide Implementations

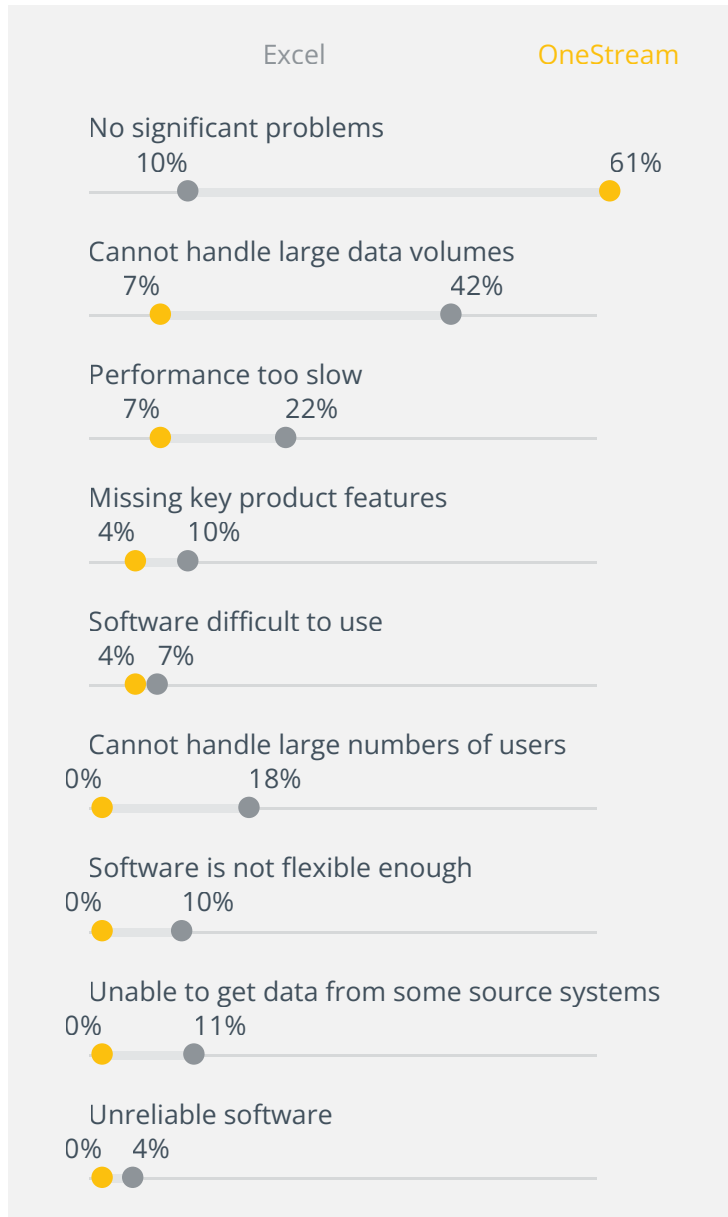


OneStream vs. Excel



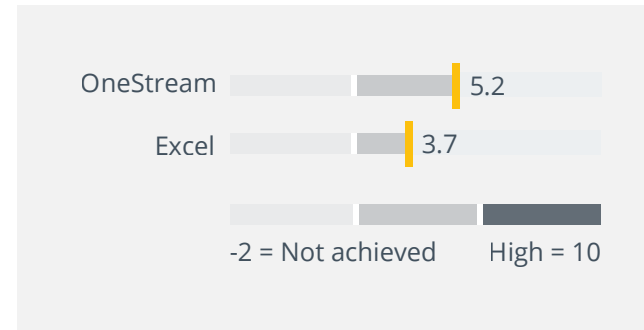
Problems encountered by OneStream and Excel users

n=28/136



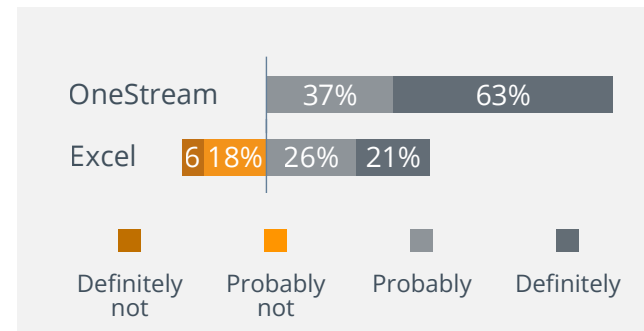
Business Benefits Index*

n=31/140



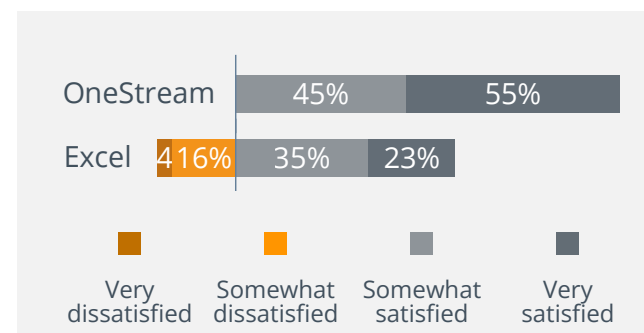
Recommendation**

n=30/140



Satisfaction level**

n=29/141



OneStream vs. Excel



Year after year, BARC's Planning Survey reveals that Excel remains one of the world's most widely used products for planning and analytics. However, many users and companies are dissatisfied with it. OneStream users have far fewer complaints than Excel users. Common issues in planning projects such as performance, inflexibility and handling of large numbers of users or data volumes do not seem to be a major problem for OneStream customers. 61 percent even report having no significant problems at all with the product. Business benefits regularly achieved by OneStream users (and achieved more frequently than with Excel) include improved employee satisfaction, increased transparency of planning, improved integration of planning with reporting/analysis and better quality of planning results. Every single OneStream user surveyed said they would "definitely" or "probably" recommend their planning product to other organizations and they are "somewhat satisfied" or "very satisfied" with OneStream.

* For 12 potential benefits, respondents are asked to indicate the level of achievement, if any, with five levels. We use a weighted scoring system, from -2 to 10, to derive a composite score - the Business Benefits Index (BBI).

** Neutral category not shown

BARC (Business Application Research Center) is one of Europe's leading analyst firms for business software, focusing on the areas of data, business intelligence (BI) and analytics, enterprise content management (ECM), customer relationship management (CRM) and enterprise resource planning (ERP).

Our passion is to help organizations become digital companies of tomorrow. We do this by using technology to rethink the world, trusting data-based decisions and optimizing and digitalizing processes. It's about finding the right tools and using them in a way that gives your company the best possible advantage.

This unique blend of knowledge, exchange of information and independence distinguishes our services in the areas of research, events and consulting.

Research

BARC studies are based on internal market research, software tests and analyst comments, giving you the security to make the right decisions. Our independent research brings market developments into clear focus, puts software and vendors through their paces and gives users a place to express their opinions.


Events

Decision-makers and IT industry leaders come together at BARC events. BARC seminars in small groups, online webinars and conferences with more than 1,000 participants annually all offer inspiration and interactivity. Through exchange with peers and an overview of current trends and market developments, you will receive new impetus to drive your business forward.

Consulting

In confidential expert workshops, coaching and in-house consultations, we transform the needs of your company into future-proof decisions. We provide you with successful, holistic concepts that enable you to use the right information correctly. Our project support covers all stages of the successful use of software.


Other Surveys



The BARC [Data, BI and Analytics Trend Monitor 2022](#) reflects on the trends currently driving the BI and data management market from a user perspective. We asked close to 2,400 users, consultants and vendors for their views on the most important BI and analytics trends.



[The Future of Planning](#) is a BARC market research study that examines the contribution modern planning and forecasting can make to corporate management. [Download here.](#)



[The BI & Analytics Survey 22](#) is the world's largest survey of business intelligence software users. Based on a sample of over 2,400 responses, it offers an unsurpassed level of user feedback on 30 leading products. Find out more at www.bi-survey.com

Business Application Research Center – BARC GmbH



Germany

BARC GmbH
Berliner Platz 7
D-97080 Würzburg
+49 931 880 6510
www.barc.de

Austria

BARC GmbH
Hirschstettner Straße 19 /
1 / IS314
A-1200 Wien
+43 1890 1203 451
www.barc.at

Switzerland

BARC Schweiz GmbH
Täferstraße 22a
CH-5405 Baden-Dättwil
+41 76 340 3516
www.barc.ch

Rest of the World

+44 1536 772 451
www.barc-research.com